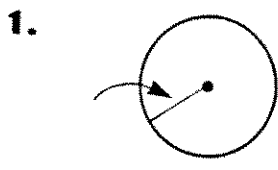


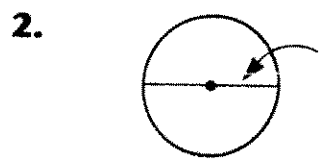
Name _____

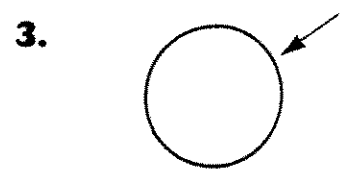
Circles

P 11-4

Name the part of each circle indicated by the arrow.

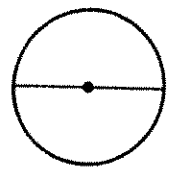






Cut out the centimeter strip at the bottom of this page. Measure the radius of the circle below. Then measure the diameter. Estimate what the circumference will be. Use the strip to check your estimate.

4. radius _____ diameter _____
estimate circumference _____
circumference _____



5. How many times the radius is the diameter? _____

6. About how many times the diameter is the circumference? _____

Estimate the circumference of each circle described.

7. a radius of 3
a diameter of 6
circumference _____

8. a radius of 4
a diameter of 8
circumference _____

Use the circumference to write the radius and the diameter of each circle described.

9. a circumference of 12
diameter _____ radius _____

10. a circumference of 36
diameter _____ radius _____

